

[Type here]

Appendix B: MCF Progress Summary

2nd Aug 2021 - Version 6.0

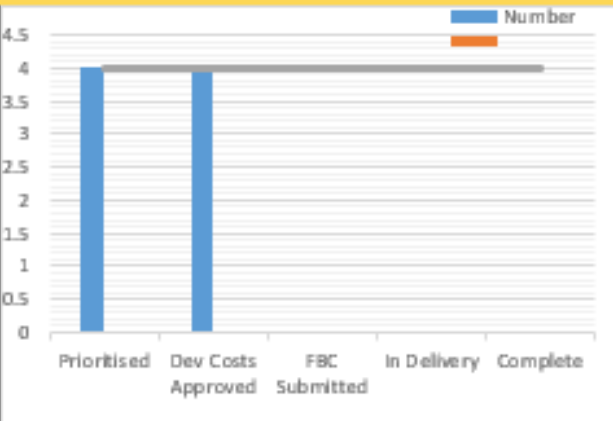


Programme Director Commentary:

Welcome to the Mayors Challenge Fund progress checker. The purpose of this look-up chart is to gauge progress on scheme delivery and programme expenditure by district, for TfGM and across GM as a whole. Overall the picture presented here - a prioritised programme of £216.5m value, a budget of £160m, with approval to spend sitting at £48.2m (the cumulative total of Development cost approval and Scheme Approval values) shows that good progress is being made, financially. However, the rate of submission to full business case, start on site and completion is challenging. The reasons for this vary by district and programme, and, dealing with the Covid pandemic has clearly presented challenges to all organisations during 2020. However, the forecast business case submission tracker (final page) indicates that we can expect the value of full approvals to rapidly increase in the next six months. To support that, over the past three months, TfGM has been overhauling its procedures and now submits a monthly approval to the CA for schemes funding that have achieved the appropriate review status. Resources have been assigned to increase the capability to handle the volume of business case planned, and, a critical friend approach has been introduced to major schemes to assist in more "first pass" approvals of schemes and reduce re-working of submissions. Where appropriate, the Programme Team have also been working collaboratively with TfGM's Portfolio office to develop progressive, proactive approaches to Gateway Approvals. This is starting to take effect. Districts and TfGM continue to support each other in working towards our common goals. The graphs below detail the status of prioritised schemes (left hand axis) and in a nutshell the more complete the blue bars are the greater progress is being made through the stages to completion. A financial summary illustrates the expenditure planned and reported spend "to date". The metrics in the table are driven by the monthly MCF reports submitted by GM LA partners.

Bolton

Total Scheme Summary:

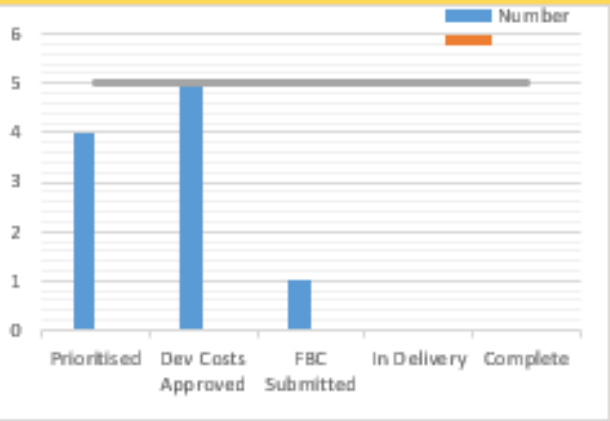


Finance Summary:

	Total (£)
Prioritised Budget	£ 7,600,000
Dev Costs Approved	£ 1,234,000
Full Approval Value	£ -
Reported Scheme Spend	£ 747,500

Bury

Total Scheme Summary:

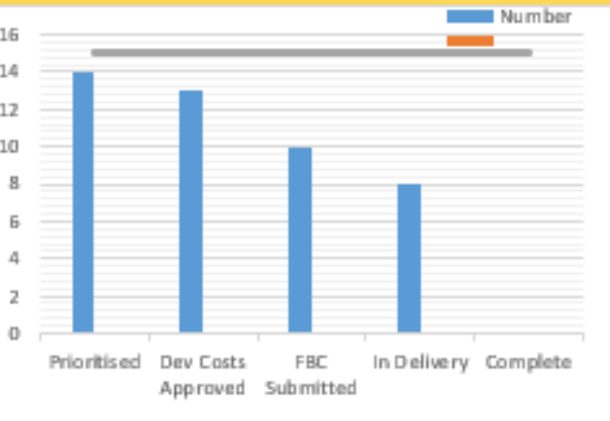


Finance Summary:

	Total (£)
Prioritised Budget	£ 12,000,000
Dev Costs Approved	£ 1,607,305
Full Approval Value	£ -
Reported Scheme Spend	£ 701,830

Manchester

Total Scheme Summary:

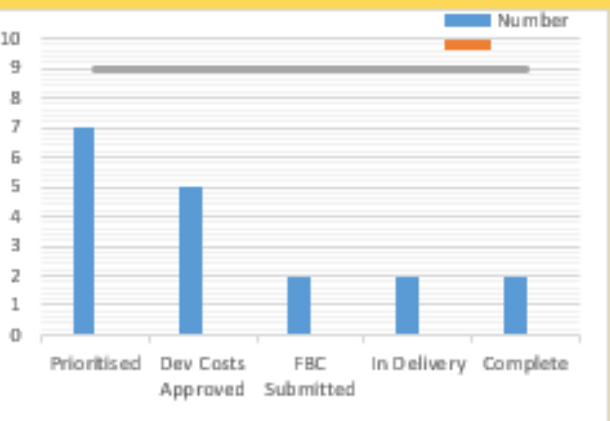


Finance Summary:

	Total (£)
Prioritised Budget	£ 37,200,000
Dev Costs Approved	£ 6,144,030
Full Approval Value	£ 8,275,708
Reported Scheme Spend	£ 8,653,422

Oldham

Total Scheme Summary:



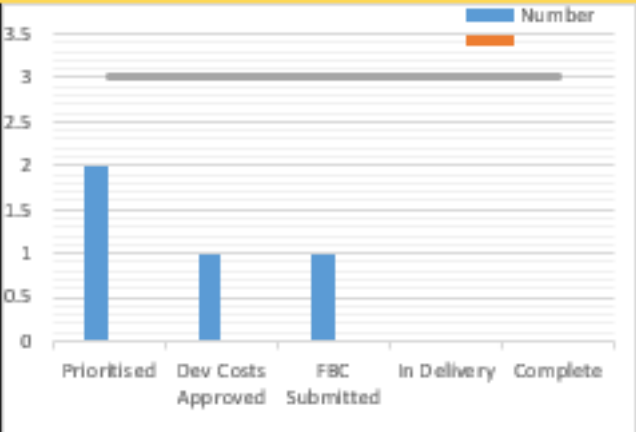
Finance Summary:

	Total (£)
Prioritised Budget	£ 12,600,000
Dev Costs Approved	£ 2,120,515
Full Approval Value	£ 773,536
Reported Scheme Spend	£ 1,259,661

[Type here]

Rochdale

Total Scheme Summary:

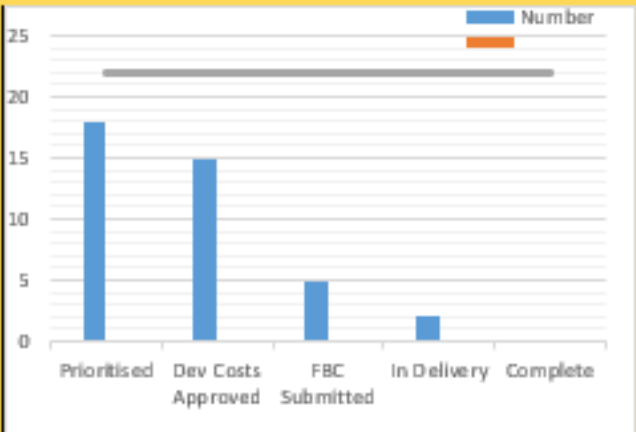


Finance Summary:

	Total (£)	
Prioritised Budget	£	11,900,000
Dev Costs Approved	£	428,500
Full Approval Value	£	-
Reported Scheme Spend	£	394,501

Salford

Total Scheme Summary:

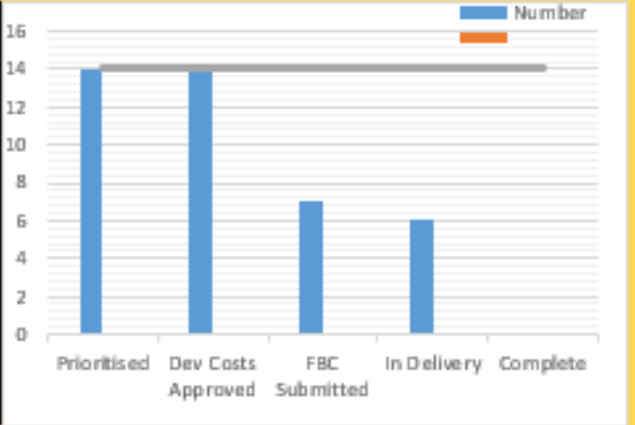


Finance Summary:

	Total (£)	
Prioritised Budget	£	28,300,000
Dev Costs Approved	£	6,115,905
Full Approval Value	£	13,511,986
Reported Scheme Spend	£	8,298,661

Stockport

Total Scheme Summary:

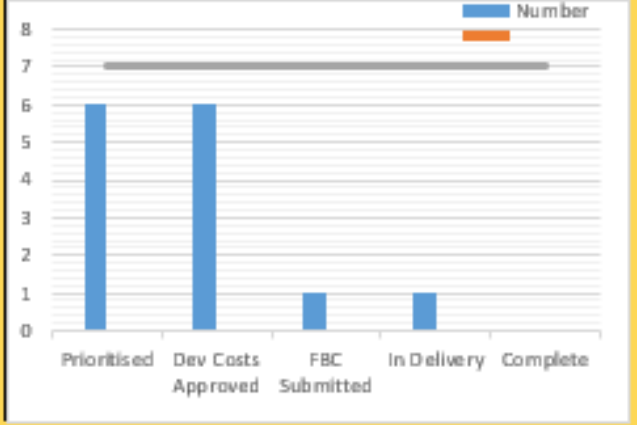


Finance Summary:

	Total (£)	
Prioritised Budget	£	27,500,000
Dev Costs Approved	£	8,652,680
Full Approval Value	£	14,903,931
Reported Scheme Spend	£	11,699,236

Tameside

Total Scheme Summary:



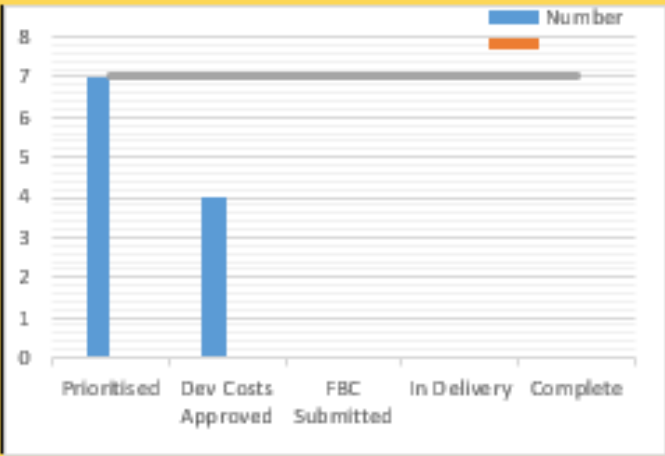
Finance Summary:

	Total (£)	
Prioritised Budget	£	10,300,000
Dev Costs Approved	£	1,937,125
Full Approval Value	£	-
Reported Scheme Spend	£	1,129,000

[Type here]

Trafford

Total Scheme Summary:



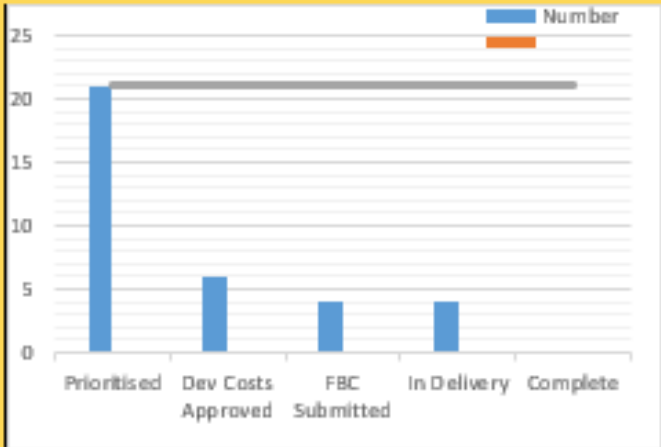
Finance Summary:

	Total (£)
Prioritised Budget	£ 20,000,000
Dev Costs Approved	£ 1,484,150
Full Approval Value	£ -
Reported Scheme Spend	£ 841,700

*Includes Phases
of Schemes

Wigan

Total Scheme Summary:

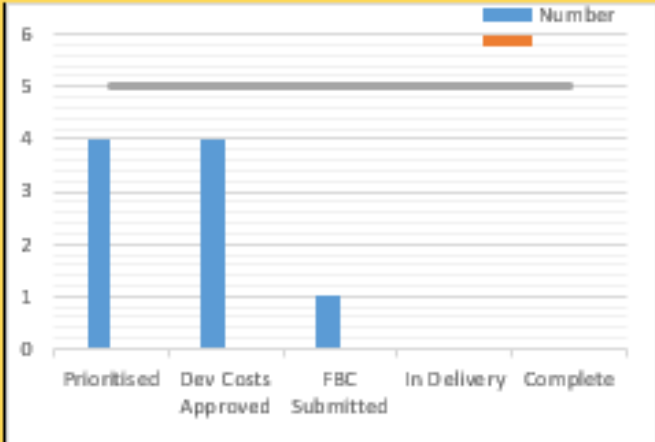


Finance Summary:

	Total (£)
Prioritised Budget	£ 19,800,000
Dev Costs Approved	£ 5,034,434
Full Approval Value	£ 2,984,544
Reported Scheme Spend	£ 1,433,770

Greater_Manchester

Total Scheme Summary:



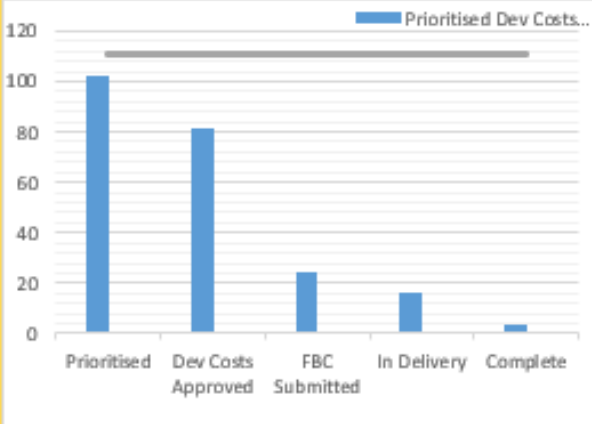
Finance Summary:

	Total (£)
Prioritised Budget	£ 29,300,000
Dev Costs Approved	£ 4,651,345
Full Approval Value	£ 14,270,666
Reported Scheme Spend	£ 2,601,789

*Includes Phases
of Schemes

MCF Total

Total Scheme Summary:



Finance Summary:

	Total (£)
Prioritised Budget	£ 216,500,000
Dev Costs Approved	£ 39,659,500
Full Approval Value	£ 55,317,322
Reported Scheme Spend	£ 38,475,677
Programme Mngt Spend	£ 4,622,795
Total Spend to Date	£ 43,098,472